



Description:

Turf-Type Tall Fescue is the most commonly used and widely adapted turfgrass variety in the southwest plains. Turf-Type Tall Fescues are a dark green, fine bladed Fescue with an upright leaf growth, and flatter crown. This is a bunch type grass and plant density contributes to the quality of the lawn appearance. Turf –Type Tall Fescue grows in a variety of soils and is the most heat and drought resistant of the cool season varieties.

Specifics:

Frontier Fescue – Our narrow-bladed, cool season turf-type tall Fescue is a special blend grown by H BAR H TURF FARMS. It is sturdy enough to survive hot temperatures and durable enough to withstand heavy traffic. It is our most popular of the cool season varieties. One of its many appeals is the ability to stay green year-round. It does extremely well in shaded areas and in direct sunlight. Frontier Fescue offers uniformity, durability, disease resistance and some recoverability. These characteristic strengths assure you of a very adaptable and showy turfgrass.

Amarillo Farm
6270 South Osage
Telephone 806.622.0861
Fax 806.622.9686
Idalou Farm By Appointment Only

www.hbarhturf.com

GROWTH CHARACTERISTICS

Growth Season- Cool Season
Growth Habit- Bunch/sprawling
Leaf Texture- Medium
Natural Color- Medium Bright green


ENVIRONMENTAL ADAPTATION


Shade Tolerance- Very good
Drought tolerance- Good
Heat Tolerance -Good
Cold Tolerance- Very good
Wear resistance- Good

CULTURE

Mowing Requirements- High
Mowing height- 2 1/2" – 3 1/2"
Mower type- Rotary
Irrigation requirement- Medium
Thatch- Light
Turf Planting Schedule- YEAR ROUND


Tips for Frontier Fescue:

 **Watering:** Keep soil moist, but not saturated until well rooted. Water your lawn in the early part of the morning (before 10 am). After Frontier Fescue is established deep, less frequent watering will encourage a deeper root system and healthier plant.


 **Mowing:** Increase the mowing height in the summer to 3-3 1/2 inches to minimize heat stress. Never cut off more than 1/3 of the leaf blade at any one mowing.

Fertilization: Apply balanced fertilizer at least 3 times per year.

Mar	Apr	May	June	July	Aug	Sept	Oct	Nov
X						X		X

 **3 Fertilizer Applications per Year** ←

Frontier Fescue should **NOT** be fertilized with a **nitrogen** fertilizer during the summer months (June-August). To improve color or reduce heat stress—apply a chelated iron product or Milorganite.

 **Weed Control:** Apply pre-emergent **after** installation and then Routinely 3 times per year, MAR, JUN and OCT. We suggest Pre-emerging for grassy weeds annually once temps exceed 85°.